

Atalanta



DESIGN CONCEPT

ATALANTA represents a complete and elegant synthesis of cruising requirements and amenities, and performance, for which the Farr design office is so famous. Along with incomparable quality, the primary goals of the design were performance, practicality, and economy of space. These have been superbly attained through superior engineering and construction.

Atalanta

EXTERIOR

One is immediately impressed with her practical and uncluttered deck, powerful yet clean and manageable rig, and sleek, graceful appearance. A combination of design and equipment, including the unobstructed view from the helm, the roller furling system, and the electric primaries allow for comfortable short handed sailing. Other features such as the open transom and boarding platform, and wing keel satisfy what are becoming necessities for today's cruising yachts.

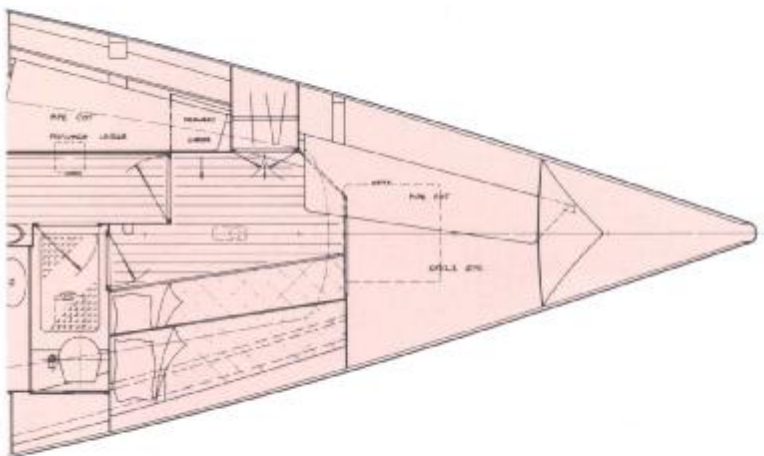
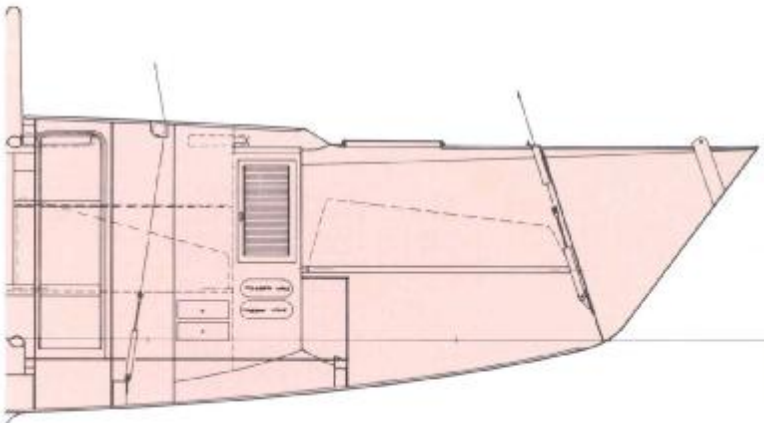






INTERIOR

Her 53 foot size allows one to enjoy her elegant and habitable interior, without compromising her graceful lines and attractive hull shape. The interior layout and finish provides the practicality and openness which is prevalent throughout the rest of the yacht. Finished in Tawa, a wood native to New Zealand, the joinery is impeccable and offers a beautiful, golden glow. This further complimented by the soft, light grey leather upholstery.



QUALITY


New Zealand boat builders are world renowned for their outstanding yacht building skills, and ATALANTA represents the finest of this Kiwi talent.

FARR[®] 53



INVENTORY

ATALANTA is fitted for extensive blue water cruising with the finest gear and equipment available.



DIMENSIONS

LOA	53'6"
LWL	44'6"
Beam	14'9"
Draft	7'6"

Engine:

Volvo TAMD 31A 130hp turbocharged diesel
24" 3-bladed Max prop

Generator:

MDC Mariner MG6D 6000 6 KW

Electrics:

2 - 12V six 2V cells w/ 560 amp/hours per bank
2 - Lestek 105A alternators
Quad-cycle regulator
Dynamote FA40-12/3 battery charger (40 amp)
Heart 1200SX inverter
Signal DU-3 isolation transformer
Bass Distribution panel

Domestics:

Princess 4-burner stove/oven/grill
Liton Microwave
Double piped refrigeration-
Grunert Passagemaker 75w AC - shorepower or generator
Tacumisi 1.5 hp engine-driven compressor
2 - pressure water systems, 1 - fresh hot and cold.
1 - salt
Magma stern-mounted gas BBQ grill

Electronics:

R&G 390 System
6 - MFD's
1 - mast-mounted 20/20
Northstar NS 800 Loran C
Shipmate RS 5100B SatNav
Furuno MI800 radar
Alpha 4404 autopilot w/ compass
Lokata hand-held RDF

Communications:

Stephens SEA 222 SSB
ICOM M80C VHF
Guardian 2000 weather fax
Diconix 150 printer

Mast and Rigging:

Yachtspars mast and boom
Riggama discontinuous rod rigging
Reckmann R3 roller furling
5 function hydraulic system - boom vang, outhaul, backstay, baby stay, inner forestay

Lewmar winches:

2 - #65 electric S/T primaries
2 - #55 S/T secondaries
4 - #542 S/T halyard
1 - #46 S/T mainsheet
2 - #43 two speed
2 - #30 S/T traveller

Sails:

Complete inventory by Hood
Canvas awnings cover yacht from bow to stern
Dodger

Complete Mooring Tackle

Full Safety Package