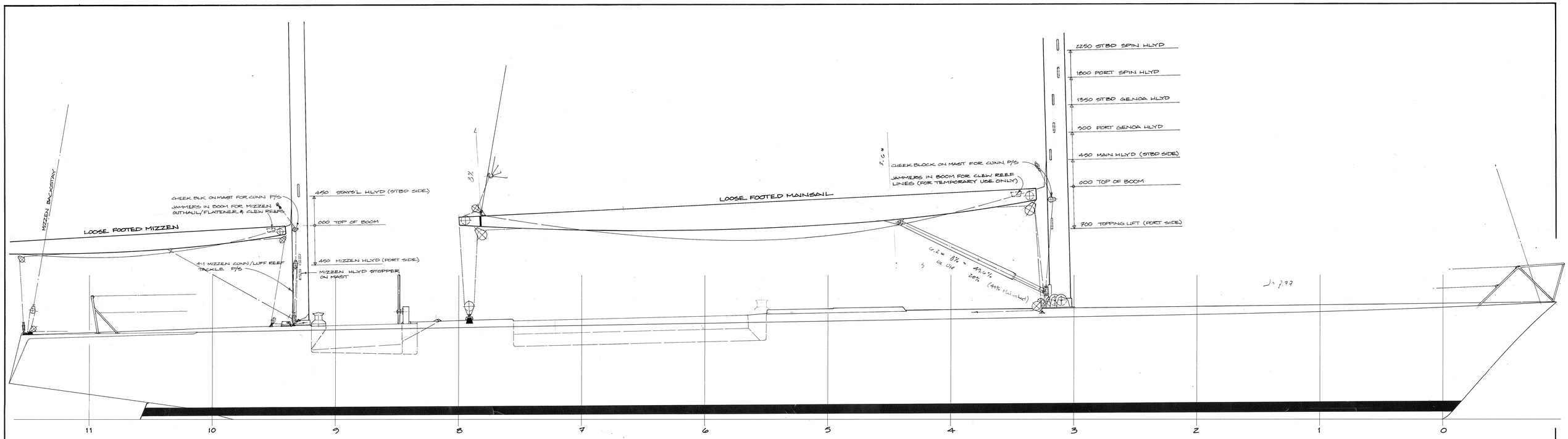

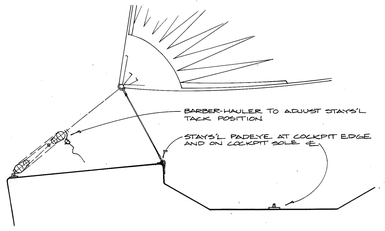

MIZZEN STAYS'L TACK DETAIL

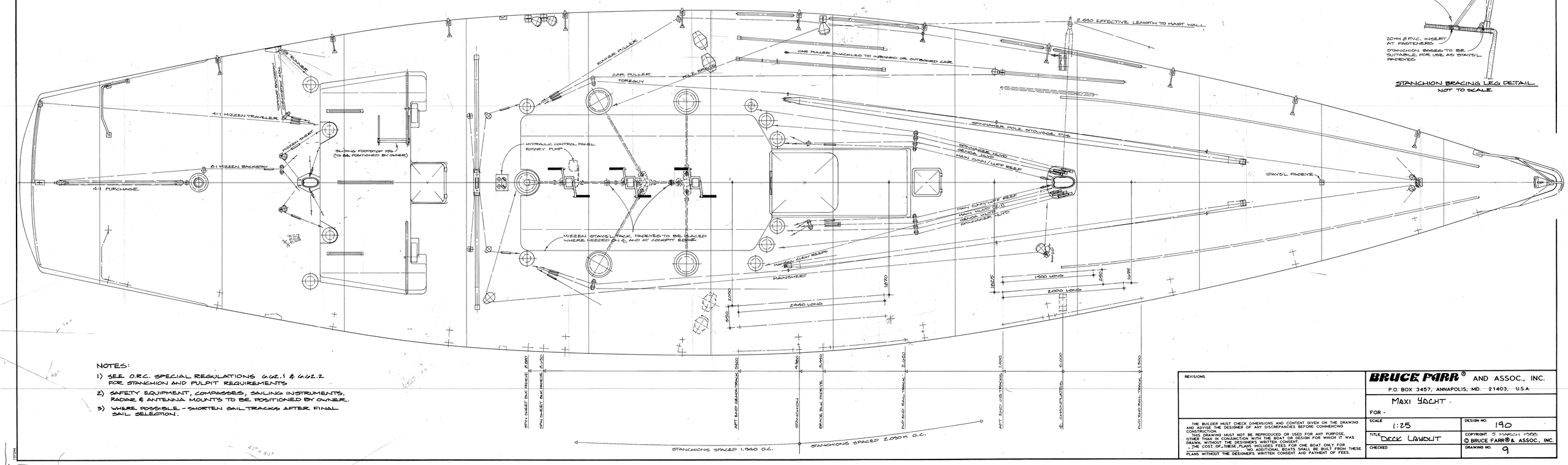

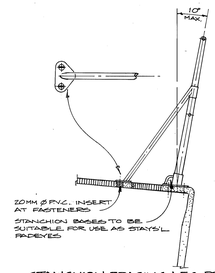

STANCHION BRACING LEG DETAIL
NOT TO SCALE

NOTES:

1) SEE O.R.C. SPECIAL REGULATIONS 6.02.1 & 6.02.2 FOR STANCHION AND PULPIT REQUIREMENTS
2) SAFETY EQUIPMENT, COMPASSES, SAILING INSTRUMENTS, RADAR & ANTENNA MOUNTS TO BE POSITIONED BY OWNER.
3) WHERE POSSIBLE - SHORTEN SAIL TRACKS AFTER FINAL SAIL SELECTION.

REVISIONS

THE BUILDER MUST CHECK DIMENSIONS AND CONTENT GIVEN ON THE DRAWING AND REVISE THE DESIGNER OF ANY DISCREPANCIES BEFORE COMMENCING CONSTRUCTION.
THIS DRAWING MUST NOT BE REPRODUCED OR USED FOR ANY PURPOSE, OTHER THAN IN CONJUNCTION WITH THE BOAT OR DESIGN FOR WHICH IT WAS DRAWN, WITHOUT THE DESIGNER'S WRITTEN CONSENT.
- THE COST OF THESE PLANS INCLUDES FEES FOR ONE BOAT ONLY FOR PLANS WITHOUT THE DESIGNER'S WRITTEN CONSENT AND PAYMENT OF FEES. NO ADDITIONAL BOATS SHALL BE BUILT FROM THESE

BRUCE FARR® AND ASSOC., INC.
P.O. BOX 3457, ANNAPOLIS, MD. 21403, U.S.A.

FOR - MAXI YACHT -

SCALE 1:25	DESIGN NO. 190
TITLE DECK LAYOUT	COPYRIGHT © BRUCE FARR® & ASSOC., INC. 5 MARCH 1986
CHECKED	DRAWING NO. 9